



GO MAKE
TOMORROW

FX9 Version 2.0

Firmware Update

SONY

Ver2.0 Update

- 1 Shooting capability expansion
- 2 Improved Auto Focus
- 3 Menu control with touch operation
- 4 Other updates

FX9

Ver2.0



Ver2.0 Update

- 1 Shooting capability expansion
- 2 Improved Auto Focus
- 3 Menu control with touch operation
- 4 Other updates

FX9

Ver2.0



1 Shooting capability expansion

- Full-frame 4K 60p/50p recording with oversampling (FFcrop 5K)



- DCI 4K (17:9)

- FF FHD 180fps

Internal Recording		✓ : with Ver2.0			
Imager Scan Mode	Recording resolution	Frame Rate			
		1-30p	31-60p	100,120p	150,180p
Full-frame	DCI 4K (4096x2160)	✓	✓*	-	-
	QFHD (3840x2160)	✓	✓*	-	-
	Full HD (1920x1080)	✓	✓	✓	✓
Super 35	DCI 4K (4096x2160)	✓	✓	-	-
	QFHD3840x2160	✓	✓	-	-
	Full HD 1920x1080	✓	✓	✓	-

* FFcrop 5K mode has to be selected.

Scanning area is cropped around 83% of full-frame and 122% larger than S35. (diagonal)

1 Shooting capability expansion

16bit RAW output

RAW output using XDCA-FX9*					
Imager Scan Mode	Output resolution	Frame Rate			
		1-30p	31-60p	100,120p	150,180p
Full-frame	DCI 4K (4096x2160)	✓	✓**	-	-
	DCI 2K (2048x1080)	✓	✓	✓	✓
Super 35	DCI 4K (4096x2160)	✓	✓	-	-
	QFHD (3840x2160)	✓	✓	-	-
	DCI 2K (2048x1080)	✓	✓	✓	-

* RAW recording requires XDCA-FX9 and compatible external recorder.

** FFcrop 5K mode has to be selected.

1 Shooting capability expansion

User 3D LUT

User Created 3D LUTs make it easy to customise FX9's look to your preferences. It is possible to import LUTs files from an SD card and store up to 16 files on the the FX9's internal memory.

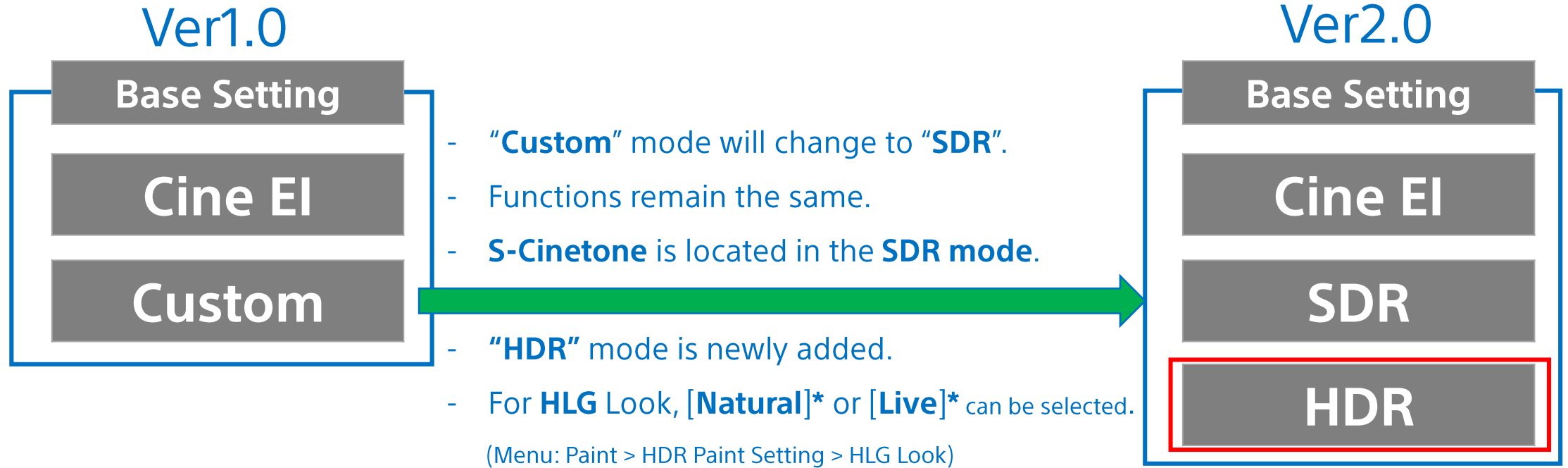


*Tentative image

This is particularly useful for shooting in S-Log3, allowing you to preview on camera whatever custom look you create.

1 Shooting capability expansion

HLG



*[Natural]: Industry standard HLG based on ITU-R BT.2100 (HLG).

[Live]: Similar with Sony’s system camera HLG.

HLG delivers content quickly without additional colour grading, making it an ideal choice for day-to-day shooting, viewing and editing workflows.


1 Shooting capability expansion

Gain improvement (additional Gain values)




Base ISO : High ISO up to 102.400 from 25.600 (Ver 2.0)

ND	Clear	Clear	Clear	Clear	Clear	Clear	Clear
ISO	102400	51200	25600	12800	6400	3200	1600
EV	0	1	2	3	4	5	6



Base ISO : Low ISO up to 12.800 from 3.200 (Ver 2.0)

ND	Clear	Clear	Clear	Clear	Clear	Clear	Clear	Clear	1/4	1/8	1/16	1/32	1/64	1/128
ISO	12800	6400	3200	2500	1600	800	400	320	320	320	320	320	320	320
EV	3	4	5	5.3	6	7	8	8.3	10.3	11.3	12.3	13.3	14.3	15.3



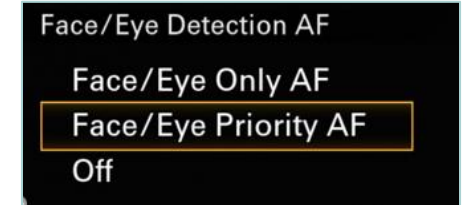
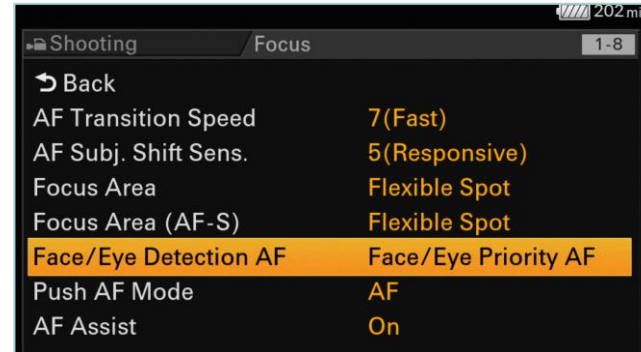
The increase of upper limit of gain setting brings brighter pictures in a very low light condition.

Ver2.0 Update

- 1 Shooting capability expansion
- 2 Improved Auto Focus
- 3 Menu control with touch operation
- 4 Other updates

2 Improved Auto Focus

Eye AF



World's first professional camcorder with Sony's world-leading eye tracking technology*. High speed, high precision image processing maintains a pin-sharp focus. *As of Mar, 2020

During an interview or portraiture shoot, you can rely upon Eye AF to keep your subject in focus while you concentrate on the interview and framing.

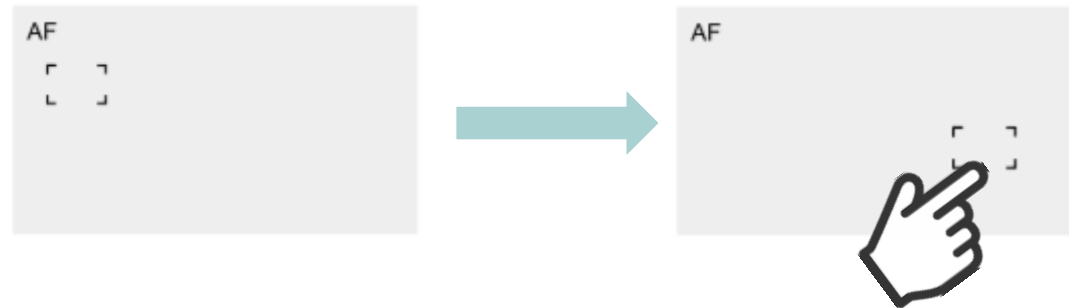
2 Improved Auto Focus

Focus touch control*



Focus Touch Control allows you to precisely set the camera's specific focus area by simply touching the LCD viewfinder.

Focus area [Flexible spot]



* This is different from Z90/NX80's "Touch AF", which keeps focusing on a desired subject once it is touched.

Fast and intuitive AF operation ensures your full creative control of FX9's powerful AF technology.

2 Improved Auto Focus

Assignable function for detailed focus setting



Assign the "AF Speed/Sens" to the button whichever you like, then you will be able to tailor the AF setting using jog-dial.



[Press the assign button once]

You can change AF Transition Speed from 1 to 7.



[Press the assign button twice]

You can change AF Subject Sensitivity from 1 to 5.



This allows a direct AF tuning without going back to the AF menu.

Ver2.0 Update

- 1 Shooting capability expansion
- 2 Improved Auto Focus
- 3 Menu control with touch operation
- 4 Other updates

3 Improved Auto Focus

Assignable function for detailed focus setting



Assign the "AF Speed/Sens" to the button whichever you like, then you will be able to tailor the AF setting using jog-dial.



[Press the assign button once]

You can change AF Transition Speed from 1 to 7.



[Press the assign button twice]

You can change AF Subject Sensitivity from 1 to 5.



This allows a direct AF tuning without going back to the AF menu.

3 Improved Auto Focus

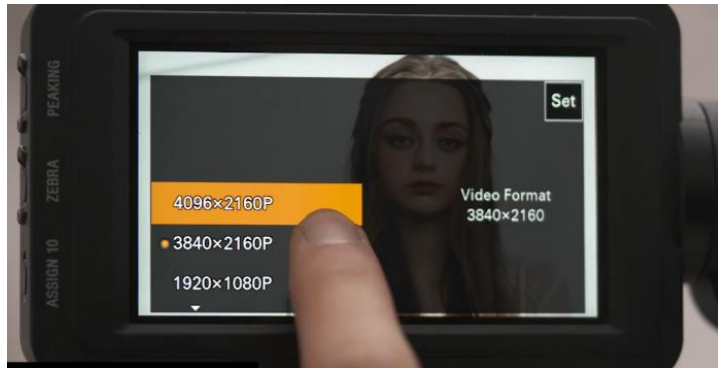
Touch operation for menu status



- Orange items can be touched to change.

For example, these can be changed with touch operation.

- [Base ISO] Low to High
- [Codec] XAVC-I to XAVC-L
- [Imager Scan mode] FF 6K to FFcrop 5K



* Tentative images as of Mar.

This brings easier, quicker and more intuitive operation.

3 Improved Auto Focus

Orange items can be touched to change.

[1p] Main Status

The screenshot shows the 'Main Status' menu with the following items:

S&Q Frame Rate Fixed	ISO/Gain/El 0dB	Shutter Off
Frequency/Scan 59.94P	Base ISO/Sensitivity Low	Iris F4
Image Scan S35 4K	Codec XAVC-I	Picture Size 3840x2160
Media Remain (A) 12min	Media Remain (B) 11min	RAW Output Format
ND Filter CLEAR	Monitor LUT S-Log3	White Balance 3200K, T+0

Red callouts point to: FPS (Fixed), ISO (0dB), Shutter (Off), ND (CLEAR), LUT (S-Log3), and WB (3200K, T+0). A hand icon is shown touching the 'Fixed' FPS value.

Main 6 (FPS, ISO, Shutter, ND, LUT, WB) layout is designed similar to VENICE.

FX9's menu

VENICE's menu

The screenshot shows the 'VENICE's menu' with the following items:

FPS Fix 23^{.98}	El 500	Shutter 180.0
TCG 00:01:45:14	23.98 fps 4K 17:9	
Stby	BAT 29min	Reel A001 Shot C004
AXS 64min	RAW SQ	
SxS 134min	ProRes422HQ HD P	1 2
Clear ND	SDI 3/4: Look SxS: Log	3200⁺⁰⁰ WB

Red callouts point to: FPS (Fix 23.98), ISO (500), Shutter (180.0), ND (Clear), LUT (SxS: Log), and WB (3200+00).

[2p] Camera Status

The screenshot shows the 'Camera Status' menu with the following items:

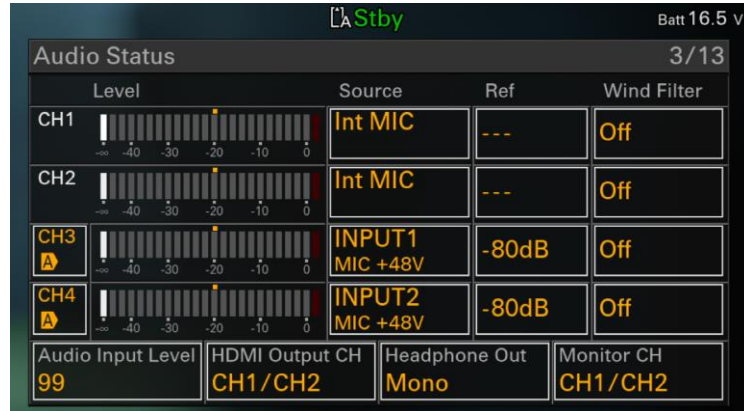
White Switch OK	ISO/Gain<L> 0dB	Zebra1 Off
White Switch<A> OK	ISO/Gain<M> 6dB	Zebra2 0%
White Switch<P> OK	ISO/Gain<H> 12dB	Gamma S-Cinetone
	Base ISO/Sensitivity High	
ND<Preset> 1/4, 1/4, 1/4		Scene File Off

* Tentative images as of Mar.

3 Improved Auto Focus

Orange items can be touched to change.

[3p] Audio Status



[5p] Video Output Status



[4p] System Status



* Tentative images as of Mar.

Ver2.0 Update

- 1 Shooting capability expansion
- 2 Improved Auto Focus
- 3 Menu control with touch operation
- 4 Other updates

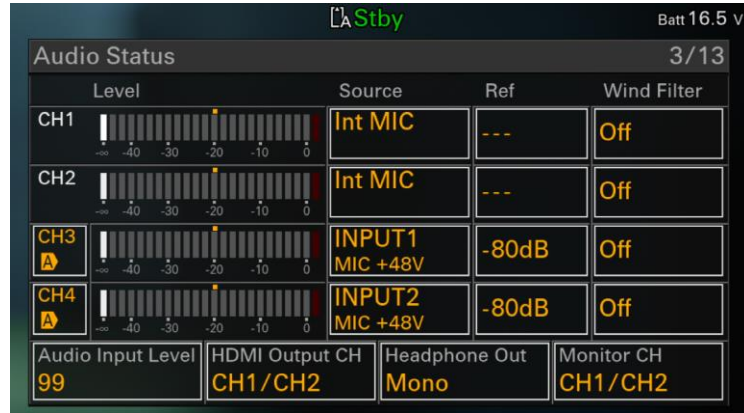
Ver2.0 Update

- 1 Shooting capability expansion
- 2 Improved Auto Focus
- 3 Menu control with touch operation
- 4 Other updates

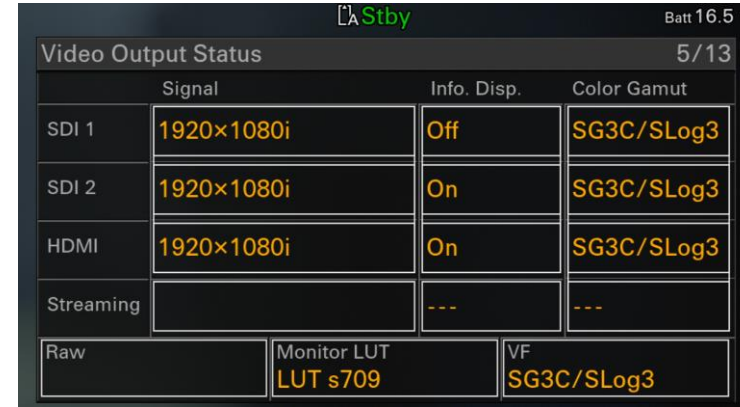
4 Other updates

Orange items can be touched to change.

[3p] Audio Status



[5p] Video Output Status



[4p] System Status



* Tentative images as of Mar.

4 | Other updates

- 6G-SDI

Support 4K 23.98p- 30p output using SDI cable.
* 12G-SDI support only 4K 59.94p/50p.



- Slot-in Wireless Audio Receiver with XDCA-FX9

Support connection of DWX series and URX series.



- XLR-K3M with digital I/F

* Ver1.0 supports only analog I/F.



FX9 V2.0 Update (Launch :August)

1. Expand shooting capability

1. Full-frame 4K 60p/50p recording with oversampling(image sensor scan size is around 5K)
2. 16 bit RAW output (with XDCA-FX9) – excluding S35 4K120fps
3. FHD 180fps shooting
4. DCI 4K recording
5. Adds User 3D LUT function
6. Adds HDR shooting function with Hybrid Log Gamma
7. Increased upper limit of Gain setting

2. Improve AF Operation

1. Eye AF
2. Focus touch control
3. Adds assignable function of focus performance(Transition speed and Subject shift sensitivity)

3. Quick Menu Control

1. Touch operation of status screen

4. Other

1. Support 6G-SDI
2. Support DWX digital wireless audio receiver (with XDCA-FX9)
3. Support XLR-K3M with digital I/F
4. Adds display IRIS as T number for Cinema Lens Series such as SELC1635C

PXW-FX9 Support Offer



	Included	Optional
	PrimeSupport Pro	PrimeSupport Elite
		PSP.FX9.X**
Duration	3 years upon registration*	1-5 years
Helpdesk access Mon-Fri 9:00-18:00 CET	✓	✓
Logistics covered	✓	✓
Standard Repair	✓	
Fast-Track Repair		✓
Loan Unit for repairs exceeding 7 days		✓




Register your camera now.
pro.sony/productregistration



Upgrade to Elite.
pro.sony/fx9elite

* 2 years of PrimeSupportPro are included free with every PXW-FX9 purchase. Register your PXW-FX9 camera within 60 days after purchase to benefit from an extra year of PrimeSupportPro for free (of an estimated value of €200).
** X indicates package duration (1-5 years).



PrimeSupportPro

Two years of PrimeSupportPro are included with every PXW-FX9 purchase. By registering their PXW-FX9 camera within 60 days after purchase, our customers will get the benefit of an extra third year of PrimeSupportPro, of an estimated value of 200€, for free:

- Access to our Multilingual Technical Helpdesk
- Repairs with free parts and logistics
- Latest firmware updates

Please communicate to your customer on the registration link: pro.sony/productregistration

PrimeSupportPro

Get an extra year of PrimeSupportPro for free by registering your FX9 camera here: pro.sony/productregistration

PrimeSupport Helpdesk

Helpdesk support services are available Monday to Friday 09:00-18:00 CET, excluding Local National Holidays. The multilingual team (English, French, German, Italian and Spanish) provide access to product specialists, who are able to advise and act as the first point of contact for Service & Support enquires. Where diagnosis cannot be made by the helpdesk, the issue may be escalated to a senior specialist.

Standard Repair

Where the issue cannot be resolved by the Helpdesk, We will arrange to collect the faulty unit for repair. We target to collect the faulty unit within two working days of escalation and we will repair the unit and return it to You.

Logistics Covered

Units can be collected from and returned to any address within mainland areas of EU countries, Norway and Switzerland. For all other areas, please contact the helpdesk for further assistance. Regardless of repair route chosen by the helpdesk, all parts and labour costs will be covered subject to the standard terms and conditions.

PrimeSupportElite

Elite packages can be purchased up to a maximum of 5 years after the initial purchase of your PXW-FX9 unit. In the event of a technical issue, we'll keep you up and running with PrimeSupport Helpdesk access and our guaranteed fast-track repair service that includes all shipping costs.

Fast-track Repair

Where the issue cannot be resolved by the Helpdesk, We will arrange to collect, repair and return the unit to You within seven days from initial diagnosis. Collection will take place within two days of initial diagnosis. Critical repair parts are covered; Non-critical parts are covered as non-stock items and are subject to longer delivery times.

Loan Unit

If due to any reason the repair time is expected to exceed the target time (7 Days TAT), We will offer You a loan unit (subject to availability) until the repaired unit is returned to You. We will arrange collection of the Loan unit on the day we deliver your repaired unit back.

FAQs

How can I purchase a support package?

For all sales enquiries, please contact your dealer.

Where can I find more information about individual packages?

A more detailed description of what is included in each package can be found here:

pro.sony/fx9elite

From what date does my PrimeSupportElite package start from?

FX9 PrimeSupportElite package can be applied as an extension or an uplift.

If applied as an extension:

the start date will be the end of your current PrimeSupportPro period.

If applied as an uplift:

if purchased at point of sale with the FX9 the start date will be your product purchase date of your FX9 product.

if Elite package is purchased during PrimeSupportPro period the start date will be 30 days from purchase.

© 2020 Sony Corporation.

All rights reserved. Reproduction in whole or in part without permission is prohibited.
Features and specifications are subject to change without notice. All non-metric weights and measurements are approximate. 'Sony' is a registered trademark of Sony Corporation.
All other trademarks are the property of their respective owners.

Errors and omissions excepted.

<http://pro.sony>

SONY

SONY is a registered trademark of Sony Corporation.

Names of Sony products and services are the registered trademarks and/or trademarks of Sony Corporation or its Group companies.

Other company names and product names are registered trademarks and/or trademarks of the respective companies.